

COLOR QUEST #1

Difficulty: ●●○
(you can do it if you try!)

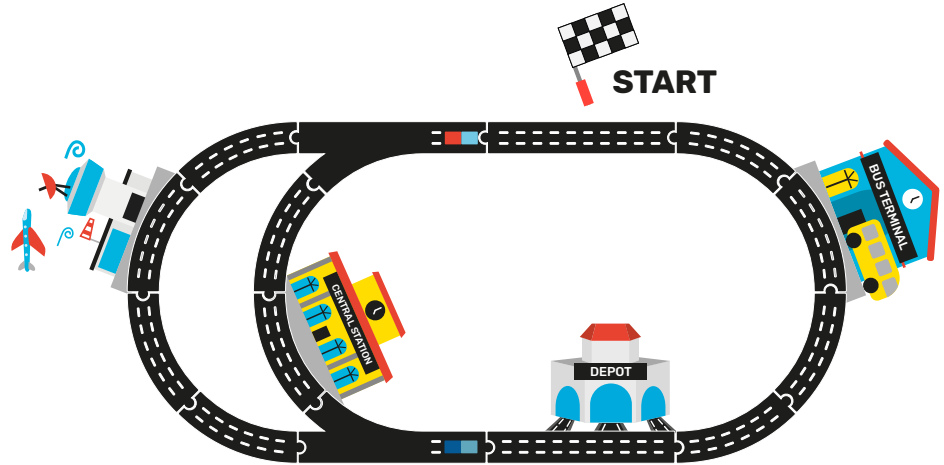
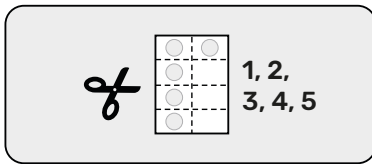
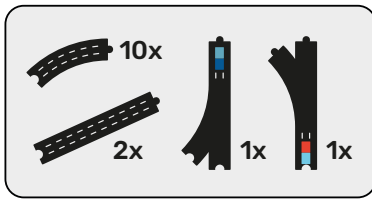
intelino®

Ages 6+



Hi! I'm Jamy, the smart engine! Come on this Color Quest with me.

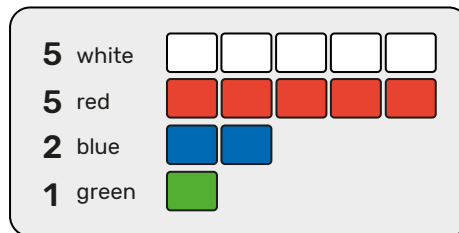
Your quest is to crack the code and find out what a hidden message says. How? Complete 3 tasks and collect colorful gems. These gems are clues in your quest for the hidden message. Let's get started!



On my route, I have to go to the Central Station, the Airport, and the Bus Terminal. I'm so busy picking up and dropping off passengers! Can you help me find the way?


TASK 1:

▶ Use these, **and only these**, 13 action snaps:



TIP:
Use the command sheet




▶ Make sure Jamy follows the schedule (*on the next page*) exactly! For example, do not go to the Bus Terminal before going to the Airport!

▶ Get  and try it out. Does everything work?

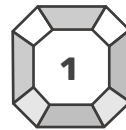
Need Help?

Check out the [Sidekick Page](#)

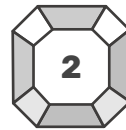
JAMY'S SCHEDULE

1	 START	start driving
2		stop for 2 sec
3		stop for 2 sec
4		stop for 2 sec
5		end route

Done? Then you're ready to collect the first two gems. Color them in the correct colors or write down what the colors are. You will need them later!



What is the color of the snap you added at the **cyan | blue** split track?



What is the 10th snap color Jamy sees after it starts driving?

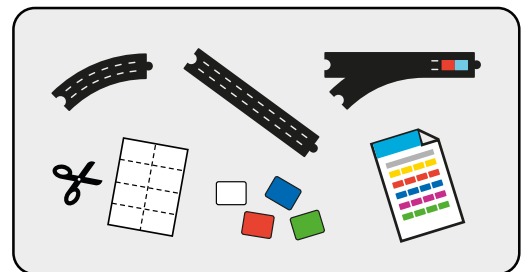
(also count the colors that are already on the split tracks)



Well done! Now you deserve a break!

PLAY TIME!

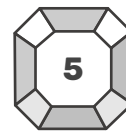
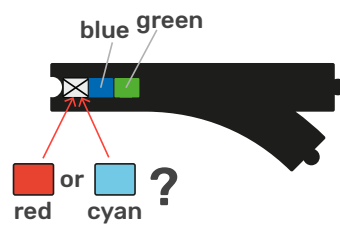
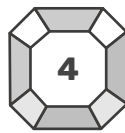
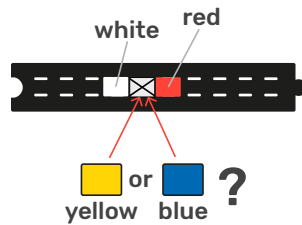

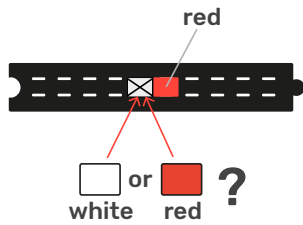
- USE:** more tracks
- TRY:** other commands
- ADD:** more location cards



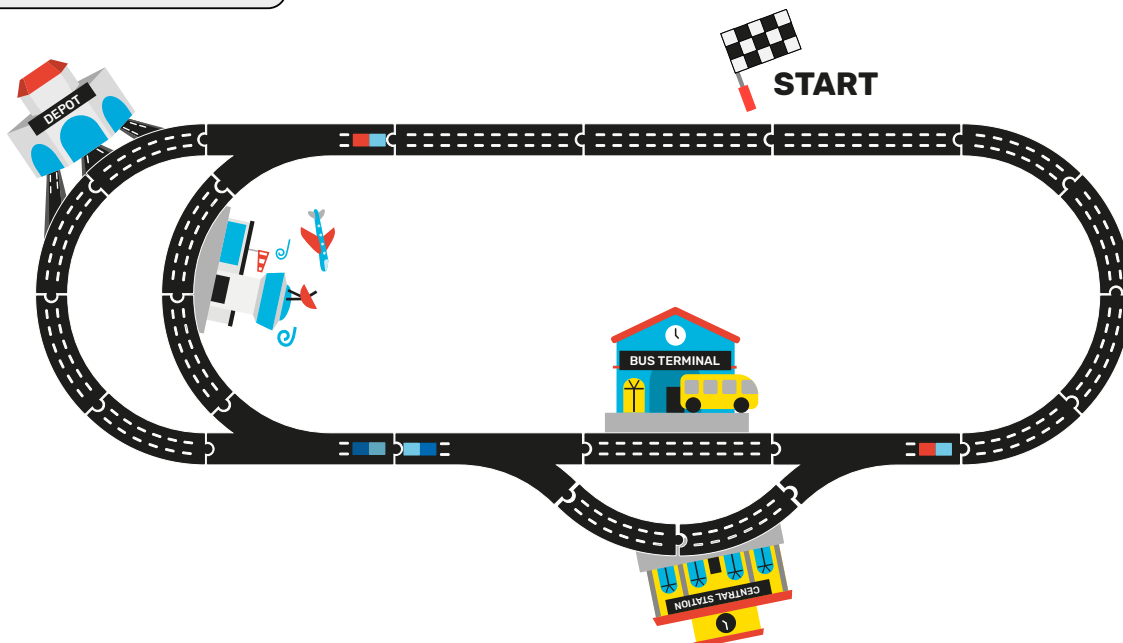
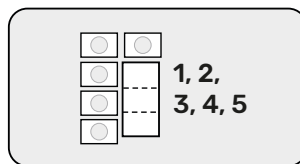
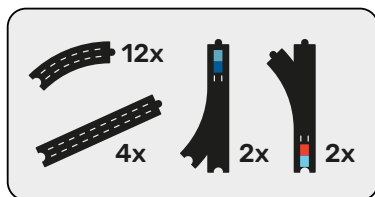


Now answer some train expert questions and get more gems!
Which color of the snap makes the commands work?

TASK 2:



Ready for the last task? Now we have to drive to a new city. The tracks are different, but the schedule is the same. Let's start building!



TASK 3:

- ▶ Jamy needs to follow the same schedule as before.
- ▶ You need to use these actions snaps:

4 white		AND	2 mystery snaps
4 red			
3 blue			
2 green			

! Mystery snaps can not be **green** (all other colors are OK)

- ▶ Get and try it out.

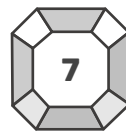
Stumped?
→ [Sidekick Page](#)



Done? Collect the last 2 gems!
Then, crack the code to reveal the hidden message!



What is the lighter color of the two mystery snaps?



What is the darker one?



Now, the gems you collected are the keys to the message. Crack the code!

- | | | | | | |
|-----------|------------|---------|-----------|----------|----------|
| | | | | | |
| white - U | yellow - H | red - N | green - S | cyan - F | blue - O |

1 2
M **C**
3 4
5 6 7
!



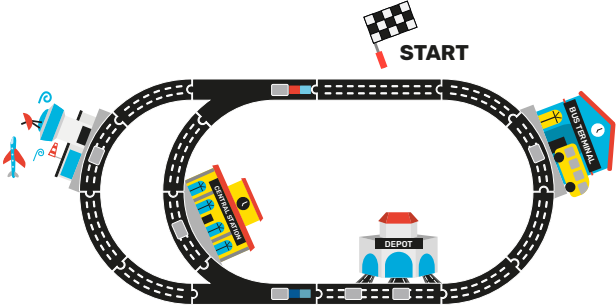
SIDEKICK PAGE

Every hero has a sidekick and I'm yours!

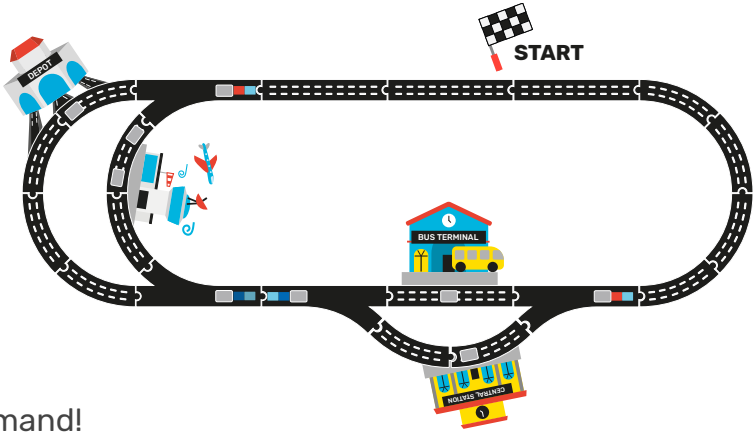
I will help you get the gems. Read as many of the hints as you need.

Tasks 1 and 3:


- ▶ Figure out in which direction Jamy needs to go at the **START**: → or ← ? Check **Jamy's Schedule** to see which direction gets you to the first stop.
- ▶ Jamy has to make a stop at every station. Reserve the snaps for the stops first and see what you have left.



- ▶ The grey spots show you where to put the snaps. Can you figure out the colors?




- ▶ You need to use a reverse command!



1

START



5




2



6



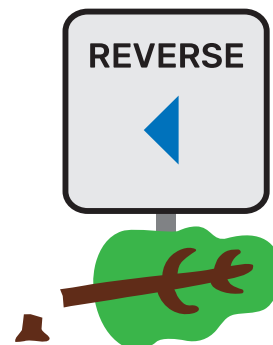
3



7



4



8